


370x165mm 三折页 双面四色印刷


折线

折线

线框不用印刷



Shiatsu Foot Massager with Heat
Model: CM-003F



User Manual

Thank you very much for purchasing CINCOM Shiatsu Foot Massager with Heat, please read all sections of this user manual carefully before use, and keep it well for further reference.

If you need more help, please contact our service support team: service@cincomhealth.com.

FEATURES

- Nice appearance, breathable fabric & toe-touch controller.
- There are 6 massage heads with 24 rotating massager nodes for deep penetration of the muscles, providing a soothing and relaxing experience.
- Kneading, rolling & shiatsu massage from toes to heels to cover all acupuncture points.
- There is a heating function, can be manually switched on/off; two massage speeds to select; two working modes available (rotation in clockwise & anticlockwise direction)
- Portable to use with its built-in carry handle. Enjoy massage at home, in the office or on travel.
- Powered by a DC12V adapter, safe and reliable.

SAFETY PRECAUTIONS

The product should be used correctly according to the instructions in this manual to prevent physical and material damage.

WARNINGS

- People with any of the following conditions or those who are receiving medical treatments should consult the doctor prior to using the shiatsu foot masager:
 - Being pregnant or at puerperium
 - Having a fever
 - It is not recommended by your doctor, or you are not feeling well.
 - Convalescing on the doctors orders.
 - Suffering from a chronic illness or cancer.

- Having cerebral lesions (clots, lacerations, traumatism, etc.)
- Recovering from an operation to the upper part of your body, buttocks, thighs or calves.
- Suffering from a cardiac disease, heart-related problems or using an electronic medical device
- Using a pacemaker.
- Injured or have a skin disease.
- Having broken or malformed bones.
- This device is not suitable for children, the disabled or invalids.
- The use of the product is not recommended for people with psychic problems.

WHILE IN USE

- Do not put the device in a place which is damp or extremely dusty, as this may result in mechanical failure.
- Do not place the device in sources of heat or in the sunlight.
- Place the device on a flat surface.
- Do not use the device together with other therapeutic equipments or electrical medical apparatus and similar.
- Please avoid any liquid splashing on the device when using it.
- Please place the device on a flat and hard place for use, avoiding tilting, vibrating, shaking.
- Do not use the device with your wet feet or any wet body part when it is on power, as this may result in mechanical failure or even an electric shock.
- Your body should be relaxed during treatment.
- Do not use the device immediately after meals, wait for at least 1 hour.
- Daily use should be limited to a maximum of 40 minutes.

Attention: Check the voltage is suitable and never remove off the cable directly when the device is working.

2 3

线框不用印刷

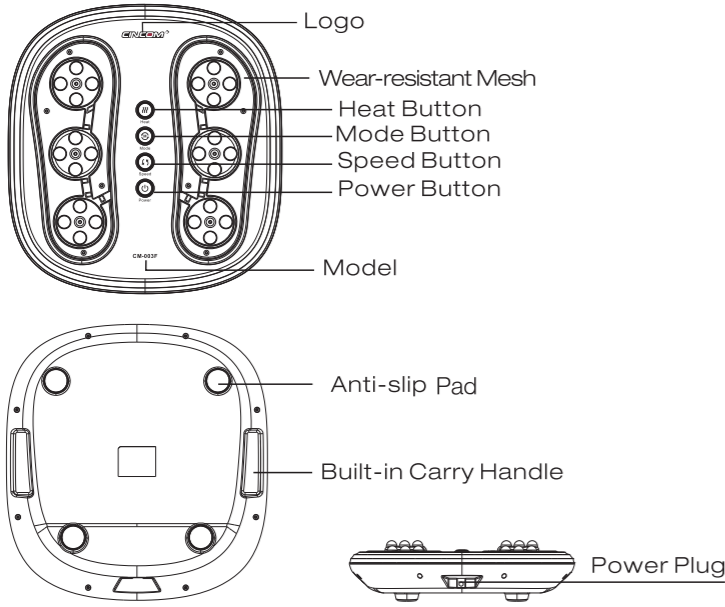
WHEN THE DEVICE IS NOT IN USE

- Ensure the device is turned off after use.
- Unplug the device from the mains after use and before cleaning.
- Store the device in a clean, dry and flat location. Do not place any something heavy on it

THE DEVICE SHOULD NOT BE USED

- If it falls into water: the device should not be placed in or come into contact with water or other liquids.
- If you feel strange or extremely uncomfortable when using the device, turn it off immediately and consult your doctor.
- If there is an electrical storm outside.
- If the plug or cable is damaged or malfunctioning.

STRUCTURE OF THE DEVICE



Labels: Logo, Wear-resistant Mesh, Heat Button, Mode Button, Speed Button, Power Button, Model, Anti-slip Pad, Built-in Carry Handle, Power Plug

USAGE

- Press the **⏻** button to start massage (all button lights are on), the machine will run with the slow speed, Mode 1 and 20-minute massage timing by default.
Note: The heating function is on by default, you can press the heat button to turn it off during use if you don't need.
- Press **⌚** button to select massage mode: Mode1, Mode2. (Switch the kneading direction: clockwise & anticlockwise)
- Press **⏪** button to select massage kneading speed: Slow-Fast.
- Press the **🔥** button to turn off the heating function.
- Press the **⏻** button to end the massage and turn it off.

Note: It will automatically shut off in 20 minutes, you can restart it anytime if you need.

PRODUCT MAINTENANCE AND ATTENTIONS

- Please disconnect the cable from the power socket after use.
- Ensure the device is disconnected before cleaning.
- Use a soft cloth when cleaning, never use a damp cloth, brushes or hard materials to clean the device.
- Do not use the device for more than 40 minutes a day.

Package Includes

- 1 x Shiatsu Foot Massager with Heat
- 1 x Power Adapter
- 1 x User Manual

SPECIFICATION

- Product Name: Shiatsu Foot Massager with Heat
- Model No: CM-003F
- Voltage: DC12V/3.0A
- Power: 36W

TROUBLESHOOTING

Problems	Possible Causes	Solution
The product does not work	<ul style="list-style-type: none"> Power failure Poor connection of power connector 	<ol style="list-style-type: none"> Switch on the power Firmly plug in the connector
Break off during operation	<ol style="list-style-type: none"> It is used for too long, which makes the massager overheated and results in automatic shutdown for protection Message timing is over. 	<ol style="list-style-type: none"> Shut down the machine and cut off the power supply, and re-use it 1 hour later. Press the power button to restart it if you need more massage.
Noise during use	<ol style="list-style-type: none"> It is the normal sound of the machine when working. It will not affect the use 	Don't need to do anything. If it is unusual, contact us via email: service@cincomhealth.com

QR Codes and Social Media: Cincom, www.cincomhealth.com, Email: service@cincomhealth.com

SHENZHEN CINCOM E-COMMERCE CO.,LTD
Add: B806,11th Building, Gongyuandadi Community,Longxiang Road,Longcheng Street,Longgang District,Shenzhen,China
Web: www.cincomhealth.com
E-mail: service@cincomhealth.com

CE, RoHS, Made in China

4 5 6