

**CINCOM**<sup>®</sup>  
All For The Healthcare

# Hand Massager

## Model: CM-026H

**CINCOM**<sup>®</sup>  
All For The Healthcare



[www.cincomhealth.com](http://www.cincomhealth.com)

Email: [service@cincomhealth.com](mailto:service@cincomhealth.com)

SHENZHEN CINCOM E-COMMERCE CO., LTD.  
Address: B806, building 11, gongyuandadixiaoqu, Longxiangdadao  
ongchengjiedao, longgangqu, shenzhen, guangdong, China  
E-mail: [service@cincomhealth.com](mailto:service@cincomhealth.com)  
Website: [www.cincomhealth.com](http://www.cincomhealth.com)



**RoHS**  
Made in China



User Manual

Thank you very much for purchasing CINCOM Hand Massager, please read all sections of this manual carefully before use, and keep it well for further reference. If you need help, please contact CINCOM customer service team through [service@cincomhealth.com](mailto:service@cincomhealth.com).

## FEATURES

1. Three working modes available, three levels of air pressure intensities, comprehensively care for your hand.
2. Two levels of heating temperature, low and high, which can help to warm the hand comfortably, eliminate the coldness and make better sleeping.
3. 3 airbags and 4 massage heads deeply penetrate the muscles, provide a soothing and relaxing experience.
4. Deeply massage from fingers to palms, relax hand muscles, relieve fatigue and accelerate blood circulation.
5. Wireless and rechargeable, easy to take it home, to the office or on travel.
6. Unique design with 2 thumb holes, which means it can be used on both hands.
7. 15 minutes auto shut-off function, safe and reliable.

## SAFETY PRECAUTIONS

The product should be used correctly according to the instructions in this manual to prevent physical and material damage.

## WARNINGS

People with any of the following conditions or those who are receiving medical treatments should consult the doctor prior to use the hand massager:

- Pregnant women, children, the disabled or invalids;
- Having broken or malformed bones;
- People with psychic problems;
- Convalescing on the doctors orders;
- Suffering from a chronic illness or cancer;
- Suffering from skin infectious diseases, skin swelling, burns, injured , etc .;
- It is not recommended by your doctor, or you are not feeling well;
- Suffering from a cardiac disease, heart-related problems or use an electronic medical device such as pacemakers.

## WHILE IN USE

- Do not put the device in a place which is damp or extremely dusty, as this may result in mechanical failure.
- Do not place the device in sources of heat or in the sunlight.

- Do not use the device together with other therapeutic equipment or electrical medical apparatus and similar.
- Please avoid any liquid splashing on the device when using it.
- Do not use the device with your wet hand when it is on power, as this may result in mechanical failure or even an electric shock.
- Do not use it after drinking, it may cause physical discomfort.
- Daily use should be limited to a maximum of 30 minutes.

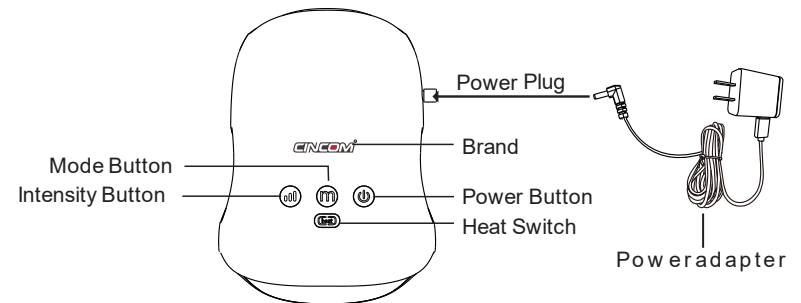
## WHEN THE DEVICE IS NOT IN USE

- Keep it out of the reach of children.
- Ensure the device is turned off after use.
- Unplug the device from the mains after use and before cleaning.
- Store the device in a clean, dry and flat location.
- Don't place heavy stuff on it.
- Avoid the sharp objects damage the product components.
- Don't disassemble the machine by yourself.

## THE DEVICE SHOULD NOT BE USED

- If it falls into water: the device should not be placed in or come into contact with water or other liquids.
- If you feel strange or extremely uncomfortable when using the device, turn it off immediately and consult your doctor.
- If there is an electrical storm outside.
- If the plug or cable is damaged or malfunctioning.

## STRUCTURE OF THE DEVICE



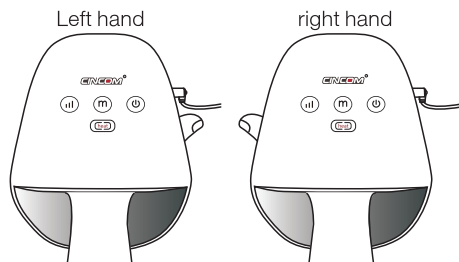
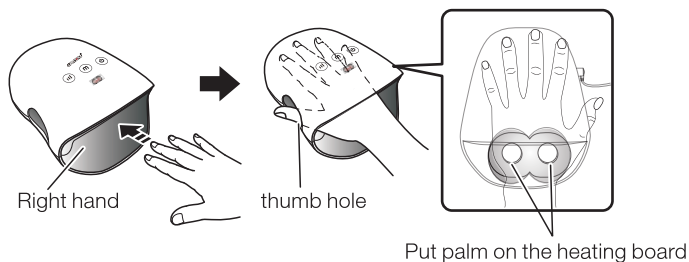


## PRODUCT CHARGING INSTRUCTIONS

1. For first charging, please make sure the machine is fully recharged, which is good for the battery.
2. If the light of the power button is flashing, it means that the machine is out of power. You can continue to use it by the adapter, or stop use it until it is fully recharged.
3. When it is recharging, the indicator light of power button is red; and when it is fully recharged, the indicator light is green.

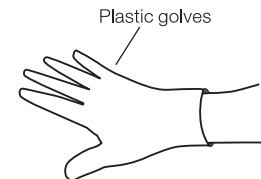
## USAGE

1. Put your hand in the machine. Then the thumb sticks out from the thumb hole.



## ※ How to use plastic gloves

- It is recommended to use plastic gloves when using hand cream for massage.
- Disposable plastic gloves are included with the product. Do not reuse them.



2. Press the "⏻" button and **hold for 2 seconds** to start massage. It will begin with the low intensity and Mode 1.

Note: The heating function is off by default, you can press the heat button to turn on if you need.

3. Press "m" button to switch and enjoy the different massage modes: Mode1, Mode2, Mode3;

Mode 1: Whole Mode (light in green)

In this mode, your hand will be wholly massaged simultaneously by different massage techniques. You can feel the deep massage and relaxation.

Mode 2: Circulation Mode (light in blue)

In this mode, the massage area goes from the finger to the palm, then the back of hand continuously with different massage techniques. The blood flow will be from the finger to the palm, which is fit for people who want to improve their blood circulation, relax hand muscle strain, alleviate arthritis pain and minimize numbness and stiffness.

Mode 3: Sequence Mode (light in pink)

In this mode, your finger, palm, and back of hand part will be massaged one by one with various massage techniques. It is fit for body relaxation and fatigue relief after a whole day work.

4. Press "||" button to select air pressure intensity;

1) Three pressure levels for choice. We suggest you use the lowest level at the beginning.

\* Each intensity level is indicated by different colors on the button.

Low in green, Mid in blue and High in pink.

2) You can move your hand to make the strength suitable as you like.

5. Press "🔥" button to start heat function, select low temperature (the indicator light is orange) or high temperature (the indicator light is red) as you like.

Note: It will be automatically shut off in 15 minutes, you can restart it anytime if you need.

## PRODUCT MAINTENANCE AND ATTENTIONS

- Please disconnect the cable from the power socket after use.
- Ensure the device is disconnected before cleaning.
- If it gets dirty, wipe it with a soft dry towel.
- Do not clean the device with a damp cloth, brushes or hard materials which might cause damage.
- Keep the machine dry.

## TROUBLESHOOTING

Problems	Possible Causes	Solution
Doesn't work and Indicator light is off	<ul style="list-style-type: none"> <li>• Power failure</li> <li>• The battery runs out of power</li> </ul>	<ol style="list-style-type: none"> <li>1. Please press the power button and hold for two seconds to turn on.</li> <li>2. Please charge the product.</li> </ol>
Break off during operation	<ol style="list-style-type: none"> <li>1. It is used for too long, which makes the massager overheated and results in automatic shutdown of the machine for protection.</li> <li>2. The massager will shut off automatically in 15 minutes.</li> </ol>	<ol style="list-style-type: none"> <li>1. Shut down the machine and cut off the power supply, and re-use it 1 hour later.</li> <li>2. Press the power button to restart it if you need more massage.</li> </ol>
Noise during use	<ol style="list-style-type: none"> <li>1. The sound of "buzzing" when the airbag is inflated</li> <li>2. It is the normal sound of the machine when working.</li> <li>3. It will not affect the use</li> </ol>	<p>Don't need to do anything. If it is unusual, contact us via email: <a href="mailto:service@cincomhealth.com">service@cincomhealth.com</a>.</p>

## PACKAGE INCLUDES

- 1 x Hand Massager
- 1 x Power Adapter/ DC5V2A
- 1 x User Manual
- 1 x Portable Storage Bag
- 5 Pairs Of Disposable Gloves

## SPECIFICATION

- Product Name: Hand Massager
- Model No: CM-026H
- Input Voltage: AC100-240V 50/60Hz
- Output Voltage: DC5V/2.0A
- Power: 10W

## WARRANTY

We provide 2-year warranty and long-term after-sale service. If you have any problem during using this product, please feel free to contact us.

E-mail: [service@cincomhealth.com](mailto:service@cincomhealth.com)

Note: Please write the order number together with the problems you meet in the mail.

指令单号：PO-21111206C

物料编号：X05011821

尺寸：122\*165mm 8P

名称：CM-026H说明书

材质：157G铜板纸封面彩印，内页黑白

版本号：A/5

修改内容：去掉3个二维码